



2025 KANGA CUP TEAM REGISTRATION GUIDE ON DRIBL

Step 1:

Go <https://registration.dribl.com/> and click on 'Find a Club'

Step 2:

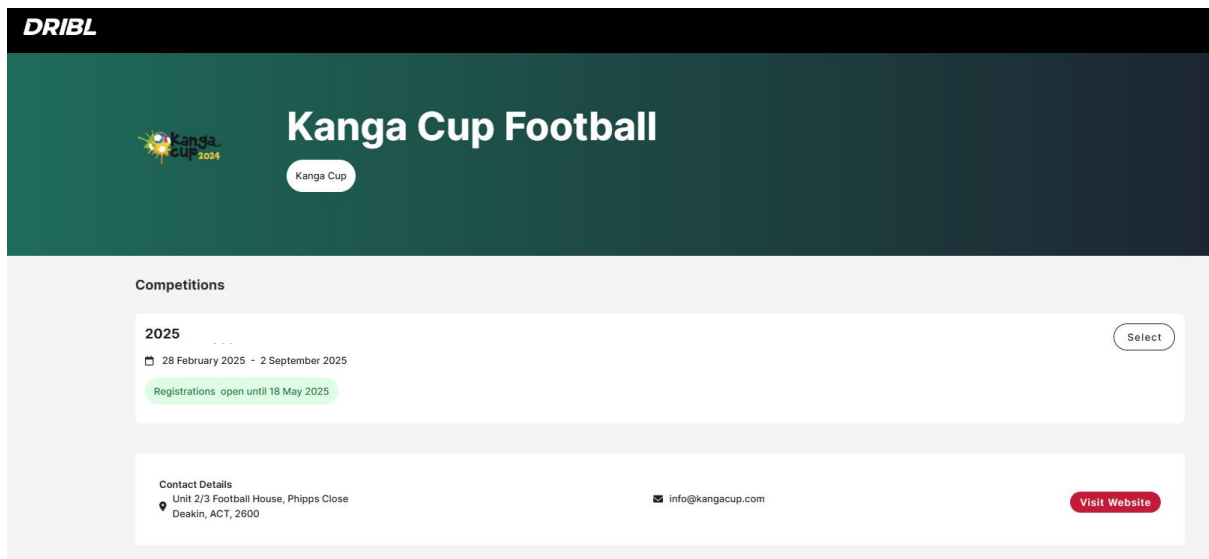
Find the Kanga Cup Club by entering Canberra as the location or searching 'Kanga Cup' by selecting the Club Search option located just below the search bar "Search by".

Select 'Kanga Cup Football'

A screenshot of the Dribl website's search interface. At the top, the text "Love. Play. Football" is displayed in a bold, black font. Below this is a search bar with the placeholder text "Search by Club name" and a magnifying glass icon. The search bar contains the text "kanga Cup". To the right of the search bar is a black button with the word "Search" in white. Below the search bar, there are two radio buttons: "Location" (unselected) and "Club name" (selected). Below these is a "Refine Search" dropdown menu. On the left side of the search results, there is a list of results. The first result is "Kanga Cup", followed by "Kanga Cup Football", and then "Club". The "Kanga Cup Football" result is highlighted. At the bottom of the search results, it says "Showing 1 - 1 of 1" and there are navigation arrows.

Step 3:

Select the Kanga Cup competition.



The screenshot shows the Dribl website interface for the Kanga Cup Football competition. At the top, there's a dark green header with the Dribl logo on the left and the Kanga Cup Football title in the center. Below the header, there's a section titled 'Competitions' with a card for the 2025 Kanga Cup. The card displays the dates '28 February 2025 - 2 September 2025' and a note 'Registrations open until 18 May 2025'. A 'Select' button is visible on the right. Below the competition card, there's a 'Contact Details' section with the address 'Unit 2/3 Football House, Phipps Close, Deakin, ACT, 2600', an email 'info@kangacup.com', and a 'Visit Website' button.

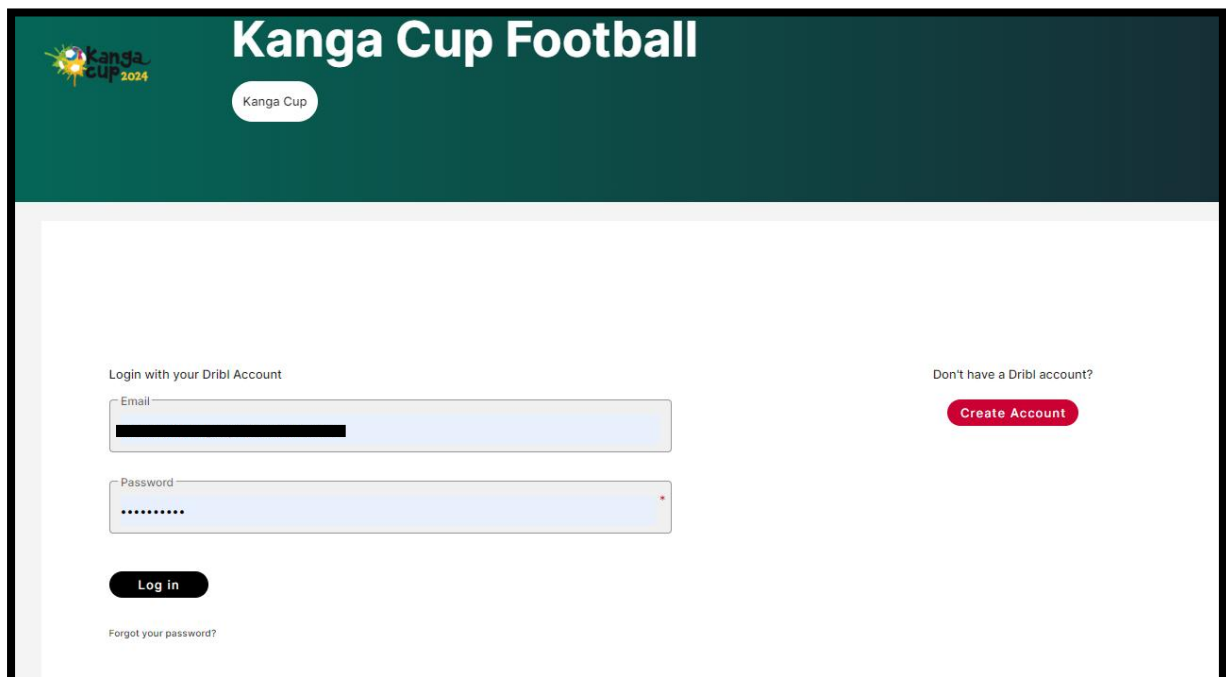
Step 4:

Log in or create account.

If you already have a Dribl account, you can simply log in using your email address and password.

If you **do not** currently have a Dribl account, select 'Create Account' and enter your details.

This will require activation. A code will be sent to your email for verification.



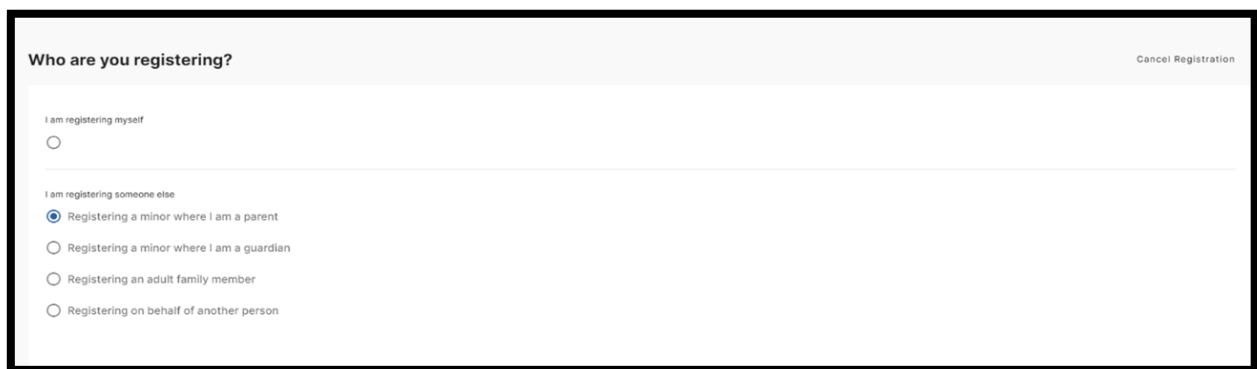
The screenshot shows the Dribl website interface for the Kanga Cup Football competition, specifically the login and account creation section. The header is the same as in the previous screenshot. Below the header, there's a large white area with a login form on the left and a 'Create Account' button on the right. The login form has fields for 'Email' and 'Password', a 'Log in' button, and a link for 'Forgot your password?'. The 'Create Account' button is red and labeled 'Create Account'.

Please Note: If you are using a work email, please be aware that company email filters may sometimes block the confirmation email. If you do not receive it, please contact us, and we will provide the link directly.

Step 5:

Select who you are registering.


If you are registering a team, select your name under the heading ‘I am registering myself’



The screenshot shows a form titled "Who are you registering?" with a "Cancel Registration" link in the top right corner. The form is divided into two sections. The first section, "I am registering myself", has a single radio button option. The second section, "I am registering someone else", has four radio button options: "Registering a minor where I am a parent" (which is selected), "Registering a minor where I am a guardian", "Registering an adult family member", and "Registering on behalf of another person".

Step 6:

If you have registered anyone on Dribl under the login you entered earlier, their profiles will show here. You can select one of the profiles, which will already have their information saved.



The screenshot shows a form titled "Member Profiles" with "Close" and "Cancel Registration" links in the top right corner. The form contains two radio button options. The first option is accompanied by a blue circular profile picture and the text "Capital Football". The second option is accompanied by a grey person icon and the text "None, I am registering another family member or dependant."

Step 7:

Now you can review or enter the Team Mangers/Owners details – depending on whether you chose a profile or not in the previous step.

Registrant Details

CloseCancel Registration

Enter in details for all of the required fields and click on Continue to proceed.

Personal details

First name
Capital

Middle name

Last name
Football

Gender
☐ Male ☒ Female ☐ Non-Binary

Date of Birth
Day: 10 Month: June Year: 2012

FFA #

DRBL #
DRBL1706396639

Please Note: The system will perform auto matching checks on the registrant once first name, last name, Gender and DOB are entered. If a match is found, you will be able to view and select the applicable match that will auto populate the FFA Number and Dribl number for the registrant.

Step 8:

Here you review or enter an emergency contact as required.

Emergency Contacts

CloseCancel Registration


First name
First Name is required

Middle name

Last name
Last Name is required

Email address
Email address Year is required

Relationship
Parent / Guardian

Country Code


Mobile
Mobile number is required


Add additional emergency contact

Step 9:

It is mandatory for all registration to upload a suitable photo for identification.

Registration Photo

CloseCancel Registration



Upload a registration photo for **Capital Football**

We recommend the photo complies with the following guidelines:

- True likeness of the participant
- A recent photo taken in the last 6 months
- No hats or sunglasses
- Passport style photo taken from the shoulders up on a clear background

Drag & drop to upload file
or click here to browse


Step 10:

To register a team, select Manager\Team Creator option for most appropriate age group you want to enter the team in Kanga Cup 2024.


Registration Products

CloseCancel Registration

You are eligible to register for the following products. **Select** an option to proceed.

 Player [U9]
Player for an U9 team
Price: \$0.00

Select

 Manager \ Team Creator [U9]
Manager for an U9 team
Price: \$1,200.00

Select

Step 11:

If you can't find your club's name, please select Kanga Cup Football as your club name.

Enter your team details. This is where you choose what division the team nominates in (cup, plate, shield).

The divisions are based off:

Cup: Premier League teams, Junior Development League/SAP, District representative sides, Academy and Division 1 Teams

Plate: Newly promoted Division 1 and Division 2 teams

Shield: Division 3 and lower

Please note: The division you nominate your team in may change depending on numbers of teams in each division.

If you need any guidance on where your team should be, please contact the Kanga Cup at info@kangacup.com

You can also add team members emails, which will send them a direct link to the team (THIS IS NOT A REGISTRATION)

Team Details

Search for and select club name
Capital Football - Walking

Competition
Shield

Team name
Walking Footballers

League
U9 Male Shield

Team Member Invites

First name
First Name is required

Last name

Email address

Add

First Name

Last Name

Email address

No data available

Step 12:

All team managers and coaches will need a valid WWVP (or equivalent) to enter a team nomination.

Fill out the additional information. This information is useful as this gives us an indication of what division you should be in. We recommend giving us as much information here as possible to avoid disappointment.

Additional Information

Working With Children Check

State Body

ACT

WWC Reference Number

Expiry Date

27/07/2023

WORKING WITH CHILDREN CHECK HAS EXPIRED

Certificate number is required

Certificate type

Volunteer

Clear

Save

Cancel

Additional Information

Please include any additional information you feel is important for the club to know in relation to your registration

Previous Season Local Age Group

What was your previous season local age group?

Step 13:

Review or add another product before you checkout.

You can also read the Terms and Conditions, Competition Regulations, and the Privacy Policy here.

Registration Summary

CloseCancel Registration

You are required to add any club or government vouchers now. Click on **Add Voucher** if you have any available.

Manager \ Team Creator [U9] (#39597-95147)	Price	Qty	Amount
<div><div><div><div></div><div>Player registration (#39597-95147)</div><div>Registrant: [REDACTED]</div></div><div><div>Add/Remove Voucher</div></div><div><div>Vouchers Applied:</div><div><input type="checkbox"/> Pay registration through installments</div></div></div></div>	\$1,200.00		\$1,200.00
			Sub-Total: \$1,200.00

☐ I acknowledge I have read and agree to the terms of the 16/02/24 Terms and Conditions for Kanga Cup.

☐ I consent to the collection and use of my personal information as set out in the End User Licence Agreement and Privacy Policy

If I do not agree to all terms and conditions, I understand the conditions for registration have not been met and my application will not progress.


Back

Continue

Step 14:

This page will show you your checkout summary after all products have been added to your cart.

Your Cart (Order reference: 600395-091380)

Manager \ Team Creator [U9] (#39597-95147)	Price	Qty	Amount
<div><div></div><div>Player registration (#39597-95147) ⓘ Registrant: ████████████████████ Vouchers Applied:</div></div>	\$1,200.00		\$1,200.00
			Sub-Total: \$1,200.00

Order Summary

Original Total

\$1,200.00

Total

\$1,200.00

Back


Continue


Step 15:

When finalising your payment, you have two options – credit card, where you are paying the full amount. The second is pay by instalments – this will require you to pay the deposit upfront, then pay the rest at latter date.

Credit Card

VISA





^

Name

Card number


MM / YY

CVC

Back

Proceed to Checkout

Order Summary

Product Registration (#39597-95147)
Product: Manager \ Team Creator [U9]

\$1,200.00

Order Summary

Please note: there may be an additional processing fee attached.

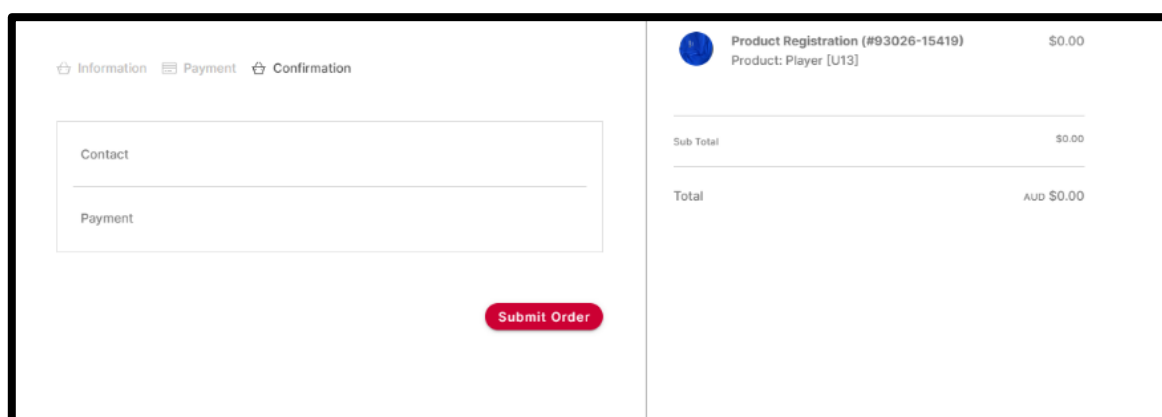
Total

\$1,200.00

Step 16:

Review your payment at the final checkout stage. Once you are happy, you can press ‘submit order’.

You will be re-directed to a confirmation page; you will also get a confirmation email.



The screenshot shows a checkout interface with a navigation bar at the top containing 'Information', 'Payment', and 'Confirmation' (the active tab). The main content area is split into two columns. The left column contains a 'Contact' field and a 'Payment' field, both with red outlines. Below these fields is a red 'Submit Order' button. The right column displays the order details: 'Product Registration (#93026-15419)' with a price of '\$0.00' and 'Product: Player [U13]'. Below this, a 'Sub Total' of '\$0.00' and a 'Total' of 'AUD \$0.00' are shown.

Please Note: If you are using a work email, please be aware that company email filters may sometimes block the confirmation email. If you do not receive it, please contact us, and we will provide the link directly.

If you have any issues registering, please contact Kanga Cup via email or phone info@kangacup.com or 02 6189 2222.