



2023 KEEPUP KANGA CUP TEAM REGISTRATION GUIDE ON DRIBL

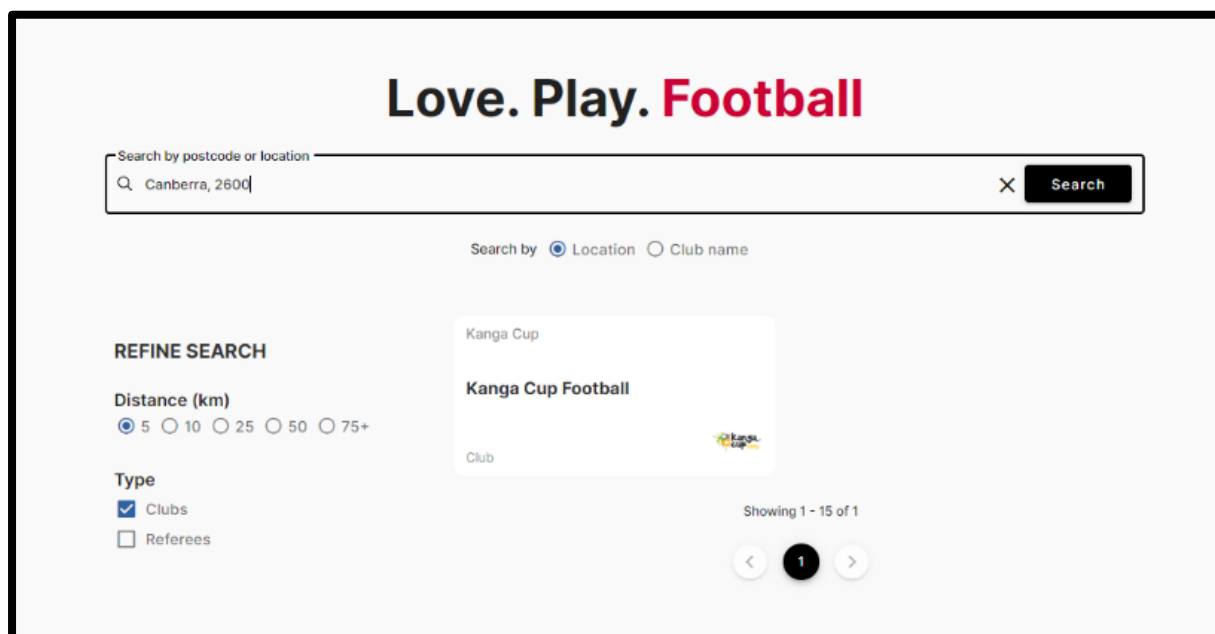
Step 1:

Go <https://registration.dribl.com/> and press 'Find a Club'

Step 2:

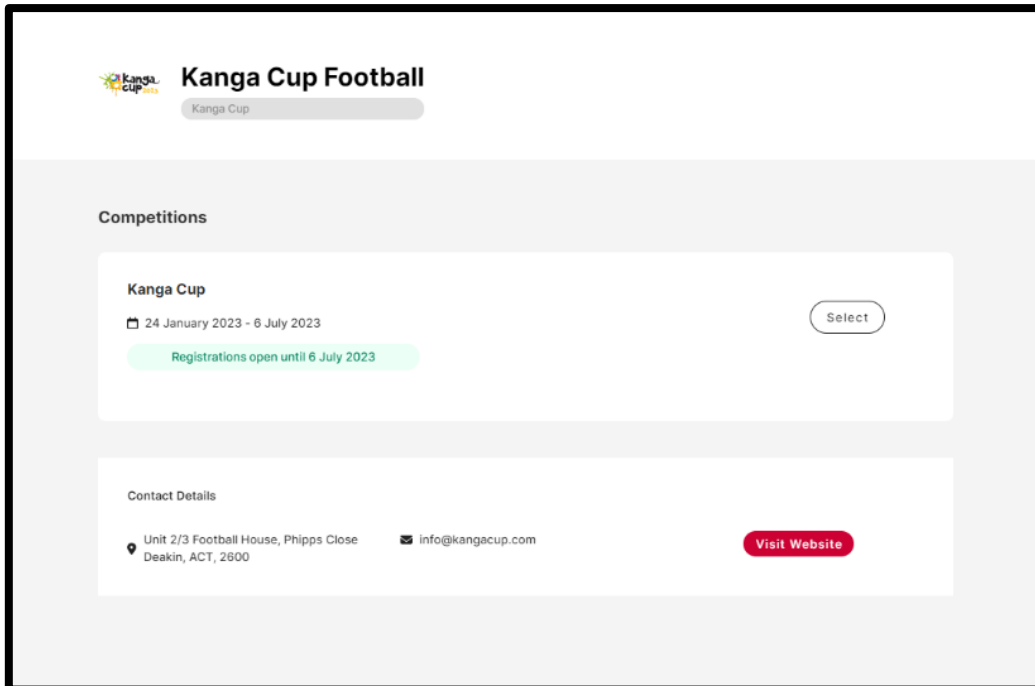
Find the KEEPUP Kanga Cup Club by entering Canberra as the location or searching 'Kanga Cup' in the Club Search option.

Select 'Kanga Cup Football'



Step 3:

Select the Kanga Cup competition. This will be the same for players, coaches and managers



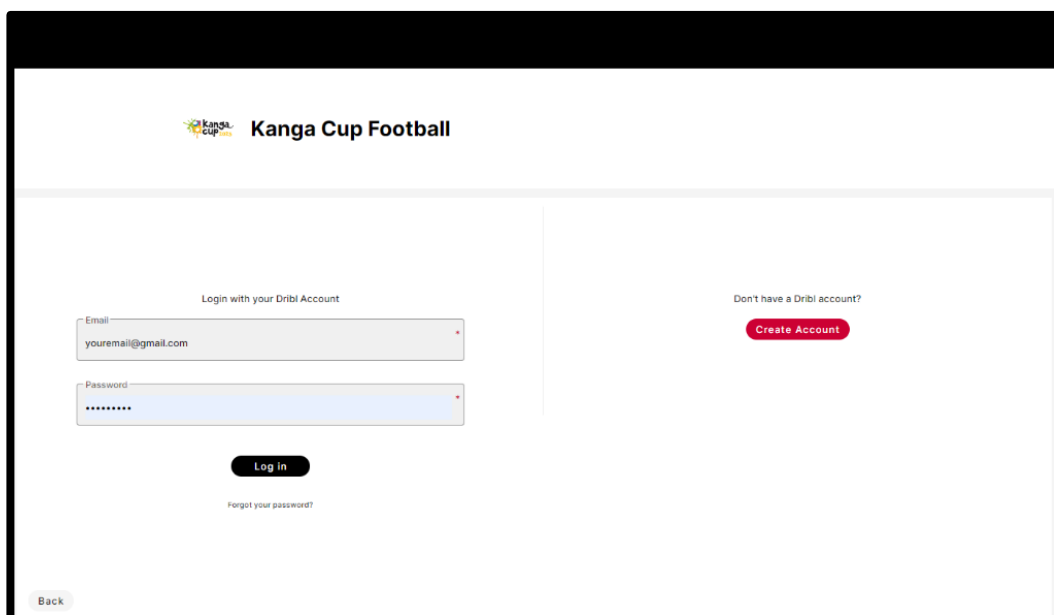
Step 4:

Log in or create account

If you already have a Dribl account, you can simply log in using your email address and password.

If you **do not** currently have a Dribl account, select 'Create Account' and enter your details.

This will require activation. A code will be sent to your email for verification.



Step 5:

Select who you are registering.

If you are registering your child (player), select 'Registering a minor where I am the parent' or 'Registering a minor where I am the guardian'

If you are registering yourself as a coach or manager, select your name under the heading 'I am registering myself'

If you are registering someone else as a coach or manager, select 'Registering an adult family member' or 'Registering on behalf of another person'

Who are you registering?

Cancel Registration

I am registering myself

I am registering someone else

Registering a minor where I am a parent


Registering a minor where I am a guardian


Registering an adult family member

Registering on behalf of another person

Member Profiles

Close Cancel Registration

 Capital Football

 None, I am registering another family member or dependant.

Step 6:

Now you can review or enter the registrants' details – depending whether you chose a profile or not in the previous step.

Please Note: The system will perform auto matching checks on the registrant once first name, last name, Gender and DOB are entered. If a match is found, you will be able to view and select the applicable match that will auto populate the FFA Number and Dribl number for the registrant.

Registrant Details

Close Cancel Registration

Enter in details for all of the required fields and click on Continue to proceed.

Personal details

First name
Capital

Middle name

Last name
Football

Gender
 Male Female Non-Binary

Date of Birth
Day: 10 Month: June Year: 2012

FFA #

DRIBL #
DRBL1706396639

Step 7:

Here you review or enter an emergency contact as required.

Emergency Contacts

Close Cancel Registration

First name
First Name is required

Middle name

Last name
Last Name is required

Email address
Email address Year is required

Country Code
Australia

Mobile
Mobile number is required


Relationship
Parent / Guardian

[Add additional emergency contact](#)

Step 8:

It is mandatory for all registration to upload a suitable photo for identification.

Registration Photo

Close Cancel Registration


Upload a registration photo for **Capital Football**

We recommend the photo complies with the following guidelines:

- True likeness of the participant
- A recent photo taken in the last 6 months
- No hats or sunglasses
- Passport style photo taken from the shoulders up on a clear background

Drag & drop to upload file
or click here to browse



Step 9:

Scroll through the list of available products and select the most appropriate product for the registrant you are registering.

Registration Products

Close Cancel Registration

You are eligible to register for the following products. Select an option to proceed.

	Player [U13] Player for an U13 team Price: \$0.00	Select
	Player [U12] Player for an U12 team Price: \$0.00	Select
	Player [U11] Player for an U11 team Price: \$0.00	Select
	Player [U10] Player for an U10 team Price: \$0.00	Select

Step 10:

Enter your team details. This is where you choose what division the team nominates in (cup, plate, shield).

The divisions are based off:

Cup: Premier League teams, SAP, Representative sides, Academy and Division 1 Teams

Plate: Newly promoted Division 1 and Division 2 teams

Shield: Division 3 and lower

Please note: The division you nominate your team in may change depending on numbers of teams in each division.

If you need any guidance on where your team should be, please contact the KEEPUP Kanga Cup at info@kangacup.com

You can also add team members emails, which will send them a direct link to the team (THIS IS NOT A REGISTRATION)

The screenshot shows a web form titled "Team Details" with a "Close" and "Cancel Registration" link in the top right. The form is divided into several sections:

- Search for and select club name:** A dropdown menu with "Capital Football - Walking" selected.
- Competition:** A dropdown menu with "Shield" selected.
- Team name:** A dropdown menu with "Walking Footballers" selected.
- League:** A dropdown menu with "U9 Male Shield" selected.
- Team Member Invites:** A section with three input fields: "First name" (with a red border and error message "First Name is required"), "Last name", and "Email address". Below these fields is a red "Add" button.
- Table:** A table with columns "First Name", "Last Name", and "Email address". The table is currently empty, with the text "No data available" centered below it.

Step 11:

All team managers and coaches will need a valid WWVP (or equivalent) to enter a team nomination – this is not applicable to players.

Fill out the additional information. This information is useful as this gives us an indication of what division you should be in. We recommend giving us as much information here as possible to avoid disappointment.

Additional Information

Working With Children Check

State Body
ACT

WWC Reference Number

Expiry Date
27/07/2023

WORKING WITH CHILDREN CHECK HAS EXPIRED

Certificate number is required

Certificate type
Volunteer

Clear Save Cancel

Additional Information

Please include any additional information you feel is important for the club to know in relation to your registration

Previous Season Local Age Group

What was your previous season local age group?

Step 12:


Review or add another product before you checkout.

You can also read the [Terms and Conditions](#), [Competition Regulations](#) and the [Privacy Policy](#) here.

Registration Summary

Close Cancel Registration

i You are required to add any club or government vouchers now. Click on **Add Voucher** if you have any available.

	Price	Quantity	Amount
 Player Registration (#34975-08539) Product: Manager \ Team Creator [U9] Registrant: Capital Football Add Voucher	\$1,150.00	1	\$1,150.00
		Sub Total	\$1,150.00
		TOTAL	\$1,150.00

I acknowledge I have read and agree to the terms of the [Terms and Conditions for Kanga Cup](#)


I consent to the collection and use of my personal information as set out in the [End User Licence Agreement](#) and [Privacy Policy](#)

If I do not agree to all terms and conditions, I understand the conditions for registration have not been met and my application will not progress.

Step 13:

This page will show you your checkout summary after all products have been added to your cart.

The screenshot shows a checkout summary page with a navigation bar at the top containing 'Information', 'Payment', and 'Confirmation'. Below the navigation bar, the order reference is '466639-693939'. A table lists the items in the cart:

	Price	Quantity	Amount
 Player registration (#34975-08539) Product: Manager \ Team Creator [U9] Registrant: Capital Football	\$1,150.00	1	\$1,150.00
Sub Total			\$1,150.00
TOTAL			\$1,150.00

At the bottom of the page, there are two buttons: 'Back' and 'Continue'.

Step 14:

When finalising your payment, you have two options – credit card, where you are paying the full amount. The second is pay by instalments – this will require you to pay the deposit upfront, then pay the rest at latter date.

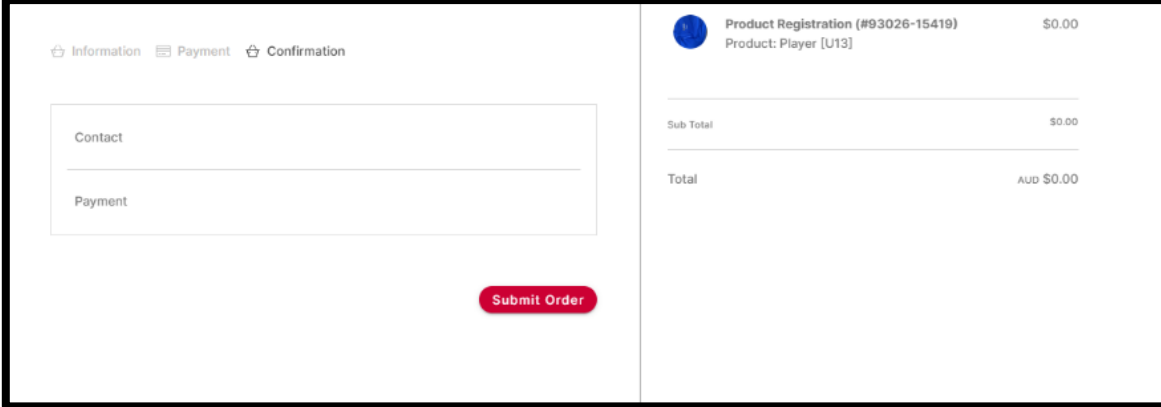
Please note this is not applicable to players, coaches or team managers who ARE NOT creating a team

The screenshot shows a payment page with a navigation bar at the top containing 'Information', 'Payment', and 'Confirmation'. The page is split into two columns. The left column shows the 'Credit Card' payment method selected, with fields for Name, Card number, MM / YY, and CVC. Below these fields is a 'Pay Later' option. At the bottom of the left column are 'Back' and 'Proceed to checkout' buttons. The right column shows the product details: 'Product Registration (#34975-08539)' for \$1,150.00. Below this is a note: 'Please note: there may be an additional processing fee attached..'. At the bottom of the right column, the total is listed as 'Total AUD \$1,150.00'.

Step 15:

Review your payment at the final checkout stage. Once you are happy, you can press 'submit order'.

You will be re-directed to a confirmation page; you will also get a confirmation email.



The screenshot shows a checkout interface with a navigation bar at the top containing 'Information', 'Payment', and 'Confirmation'. Below the navigation bar, there are two input fields labeled 'Contact' and 'Payment'. A red 'Submit Order' button is positioned below these fields. To the right, a summary table displays the following information:

Product Registration (#93026-15419)		\$0.00
Product: Player [U13]		
Sub Total		\$0.00
Total		AUD \$0.00

If you have any issues registering, please contact KEEPUP Kanga Cup on info@kangacup.com or 02 6189 2222.