



2023 KEEPUP KANGA CUP PLAYER AND COACH REGISTRATION GUIDE ON DRIBL

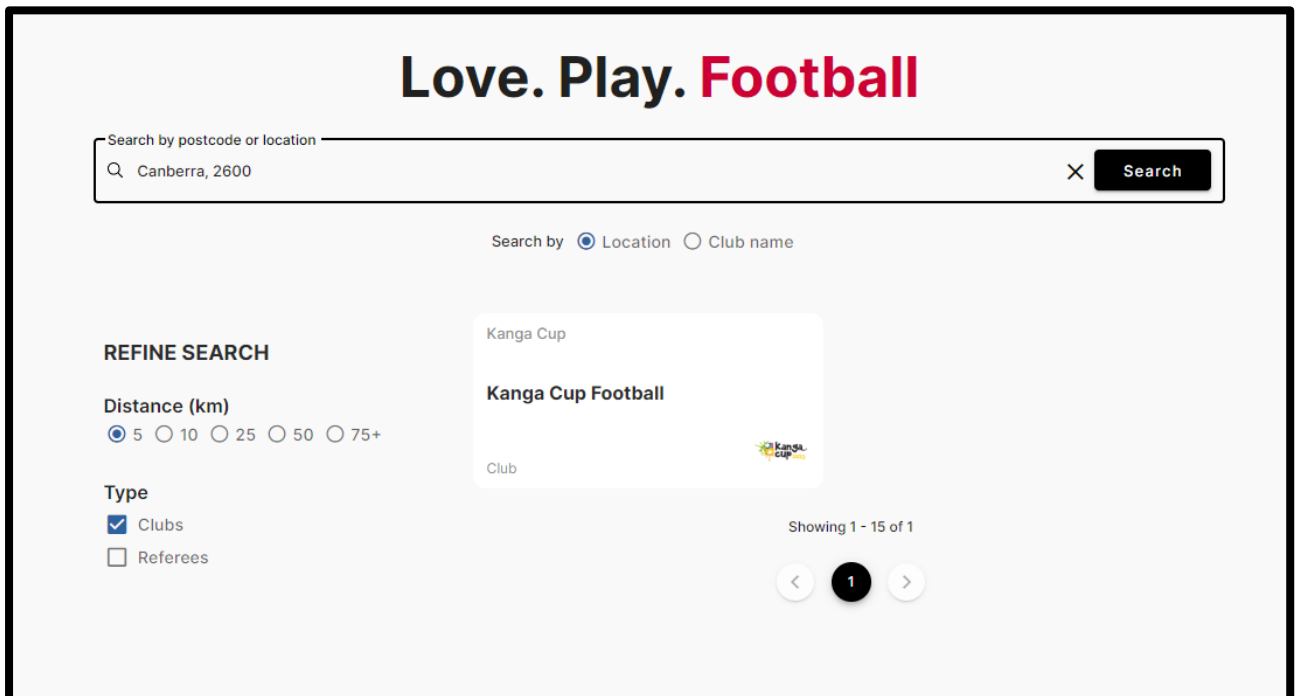
Step 1:

Go <https://registration.dribl.com/> and press 'Find a Club'

Step 2:

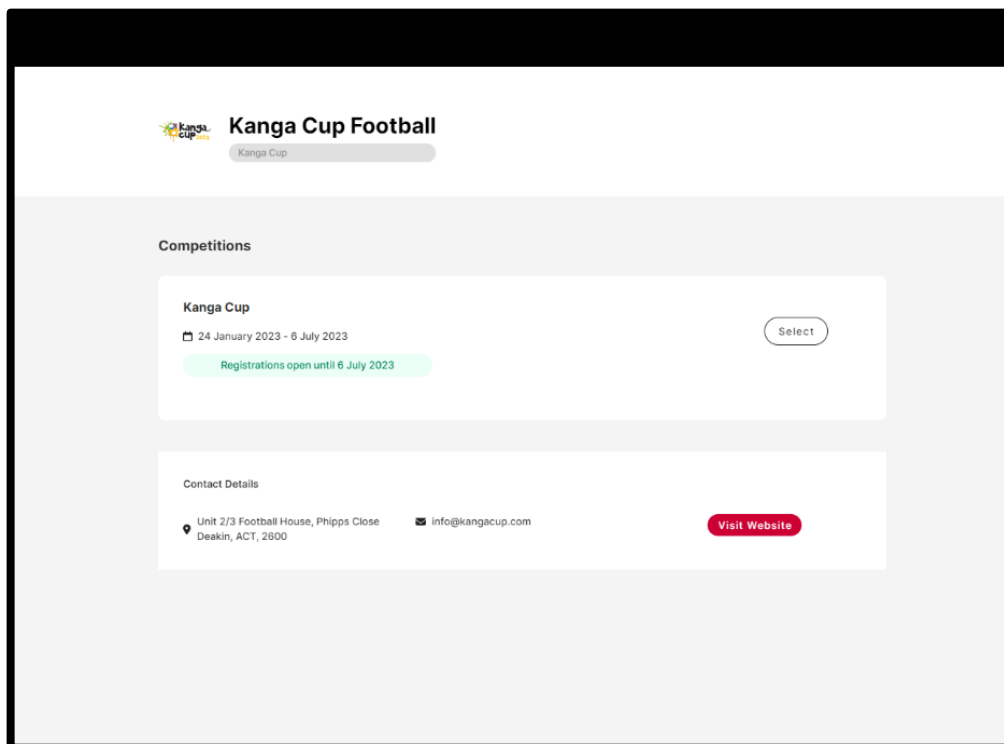
Find the KEEPUP Kanga Cup Club by entering Canberra as the location or searching 'Kanga Cup' in the Club Search option.

Select 'Kanga Cup Football'



Step 3:

Select the Kanga Cup competition. This will be the same for players, coaches and managers



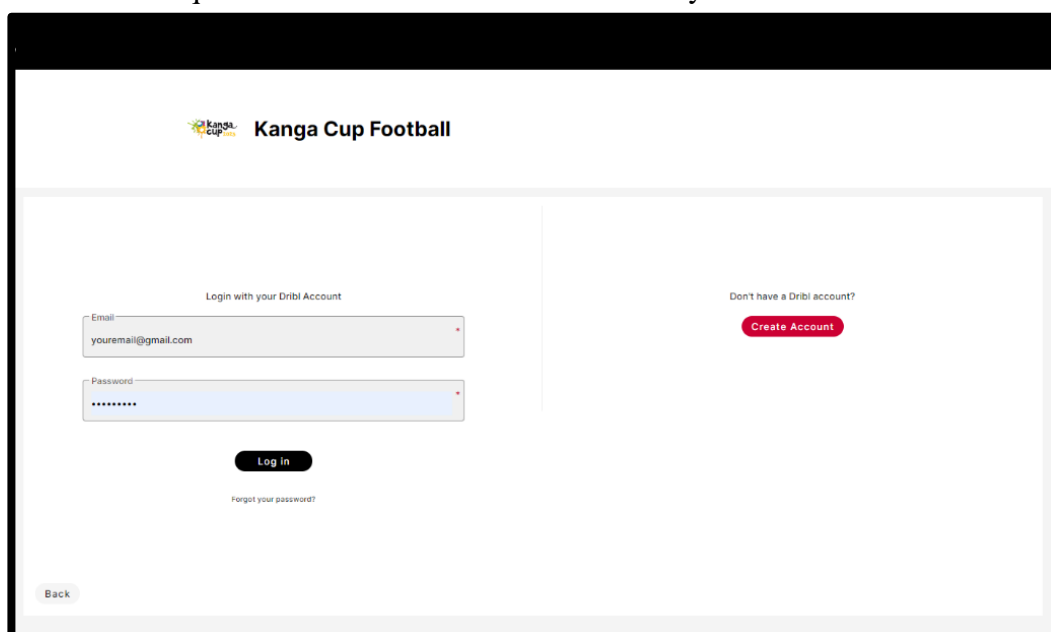
Step 4:

Log in or create account

If you already have a Dribl account, you can simply log in using your email address and password.

If you **do not** currently have a Dribl account, select 'Create Account' and enter your details.

This will require activation. A code will be sent to your email for verification.



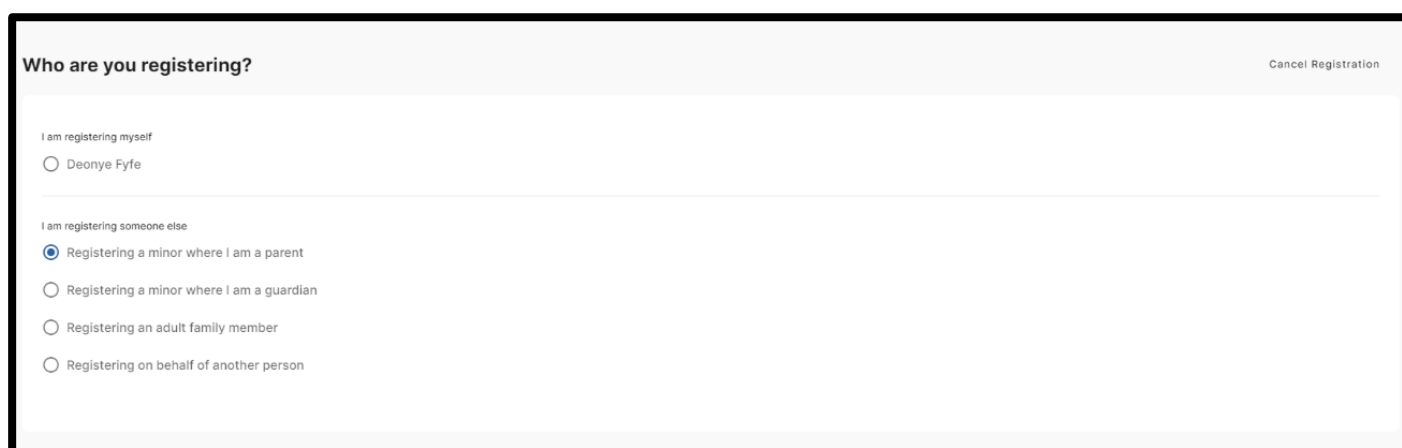
Step 5:

Select who you are registering.

If you are registering your child (player), select 'Registering a minor where I am the parent' or 'Registering a minor where I am the guardian'

If you are registering yourself as a coach or manager, select your name under the heading 'I am registering myself'

If you are registering someone else as a coach or manager, select 'Registering an adult family member' or 'Registering on behalf of another person'



The screenshot shows a registration form titled "Who are you registering?". In the top right corner, there is a link for "Cancel Registration". The form is divided into two main sections. The first section, "I am registering myself", contains a radio button next to the name "Deonye Fyfe". The second section, "I am registering someone else", contains four radio buttons: "Registering a minor where I am a parent" (which is selected), "Registering a minor where I am a guardian", "Registering an adult family member", and "Registering on behalf of another person".

Step 6:

If you have registered anyone on Dribl under the login you entered earlier, their profiles will show here. You can select one of the profiles, which will already have their information saved.

If you created a new account, you will select 'None, I am registering another family member or dependant'.



The screenshot shows a selection screen titled "Member Profiles". In the top right corner, there are links for "Close" and "Cancel Registration". There are two options listed, each with a radio button: "Capital Football" (with a blue profile picture icon) and "None, I am registering another family member or dependant." (with a grey person icon).

Step 7:

Now you can review or enter the registrants' details – depending whether you chose a profile or not in the previous step.

Please Note: The system will perform auto matching checks on the registrant once first name, last name, Gender and DOB are entered. If a match is found, you will be able to view and select the applicable match that will auto populate the FFA Number and Dribl number for the registrant.

Registrant Details

Close Cancel Registration

Enter in details for all of the required fields and click on Continue to proceed.

Personal details

First name
Capital

Middle name

Last name
Football

Gender
 Male Female Non-Binary

Date of Birth
Day: 10 Month: June Year: 2012

FFA #

DRIBL #
DRBL1706396639

Step 8:

Here you review or enter an emergency contact as required.

Emergency Contacts

Close Cancel Registration

First name
Middle name

First Name is required

Last name

Last Name is required

Email address
Country Code
Mobile

Email address Year is required
Mobile number is required


Relationship
Parent / Guardian

Add additional emergency contact

Step 9:

It is mandatory for all registration to upload a suitable photo for identification.

Registration Photo Close Cancel Registration



Upload a registration photo for **Capital Football**

We recommend the photo complies with the following guidelines:

- True likeness of the participant
- A recent photo taken in the last 6 months
- No hats or sunglasses
- Passport style photo taken from the shoulders up on a clear background





Drag & drop to upload file
or click here to browse

Step 10:

Scroll through the list of available products and select the most appropriate product according to your age group and select the product.

Registration Products Close Cancel Registration

You are eligible to register for the following products. Select an option to proceed.

	Player [U13] Player for an U13 team Price: \$0.00	<input type="button" value="Select"/>
	Player [U12] Player for an U12 team Price: \$0.00	<input type="button" value="Select"/>
	Player [U11] Player for an U11 team Price: \$0.00	<input type="button" value="Select"/>
	Player [U10] Player for an U10 team Price: \$0.00	<input type="button" value="Select"/>

Step 11:

Once you select the player product it will ask you for Team code that can be provided to you by Manager/Team creator of the Team.

Team Details

Do you have a Team Code

Yes

Team Code

Enter team code Confirm

 A team link code is required for the selected product.

Step 12:

Once you enter the Team code and click on confirm and you will flow into the team directly.

If you have any issues registering, please contact KEEPUP Kanga Cup on info@kangacup.com or

02 6189 2222.