


# 2019 MCDONALD'S KANGA CUP PLAYER REGISTRATION GUIDE

## Registering the player

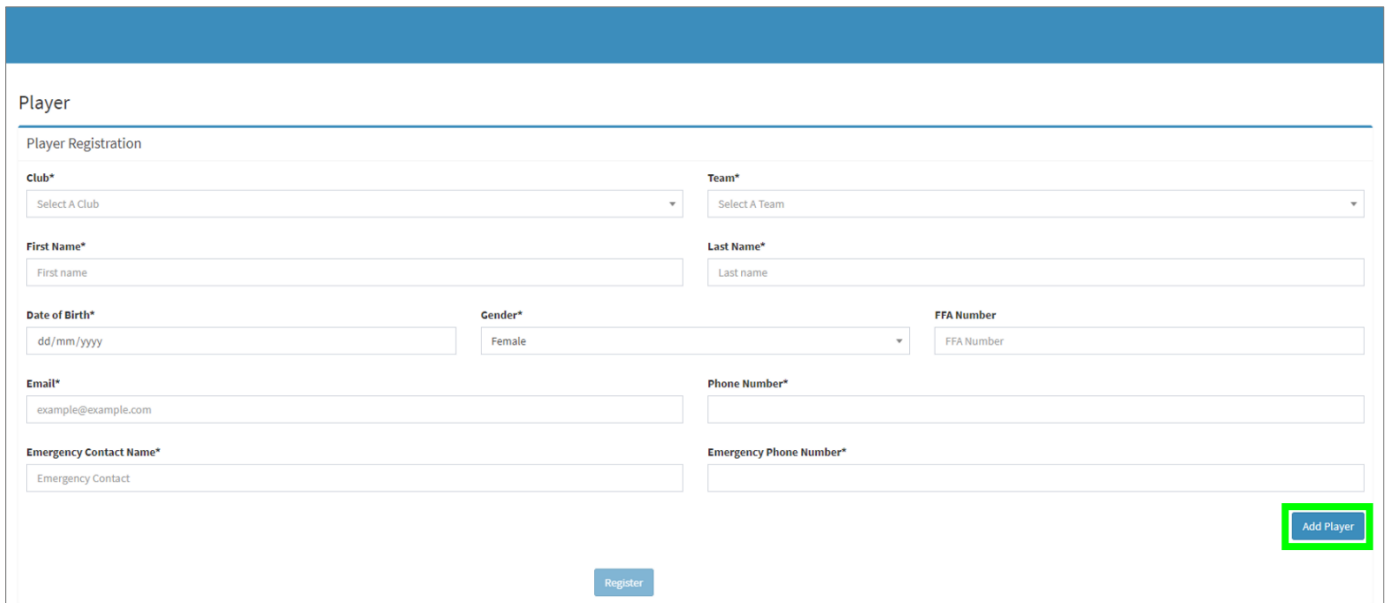
Select Player from the dropdown and then press Register.



The screenshot shows the registration interface. On the left, there is a blue sidebar with the McDonald's logo and 'Kanga Cup 2019' branding. Below the logo, it says 'Already have an account? Sign In' and provides fields for 'Username (Email Address)' and 'Password', along with a 'Sign In' button and a 'Forgot password?' link. On the right, the text 'New to KC2019? Register here!' is displayed above a dropdown menu currently set to 'Player'. A 'Register' button is located below the dropdown and is highlighted with a green rectangular border.

## Inputting player details

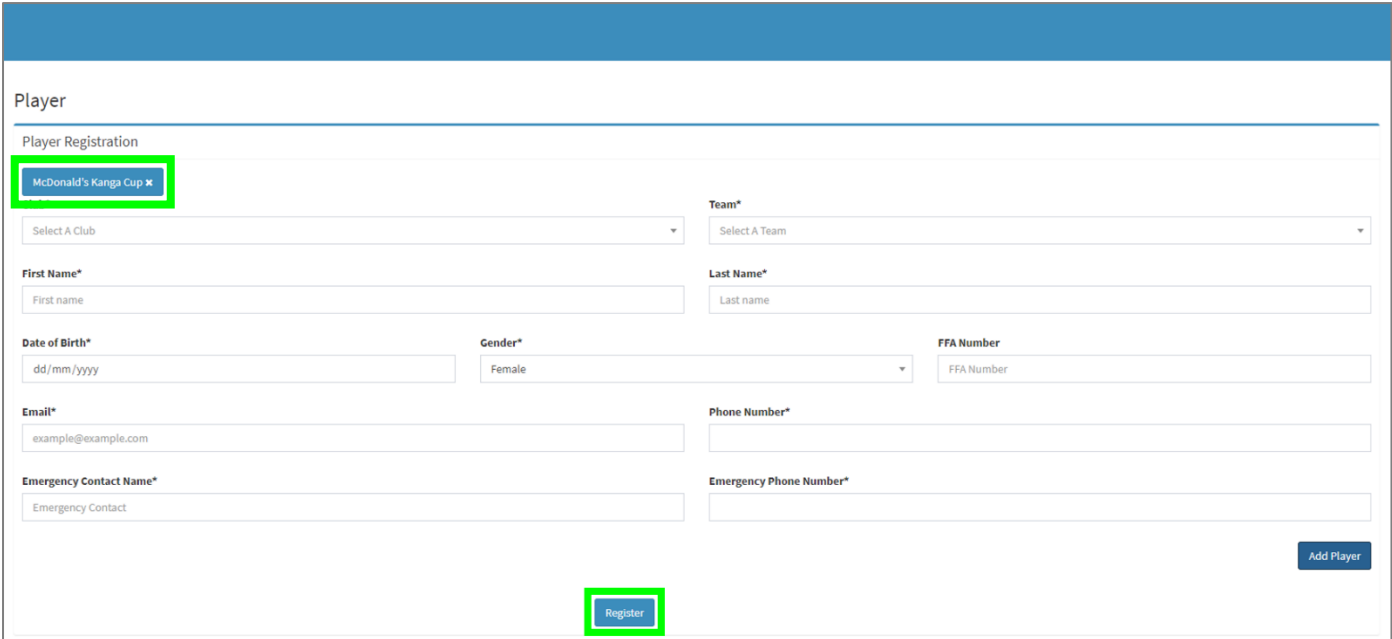
Fill out all required details for the player and then press Add Player.



The screenshot displays the 'Player Registration' form. At the top, it says 'Player' and 'Player Registration'. The form contains several required fields: 'Club\*' (dropdown menu), 'Team\*' (dropdown menu), 'First Name\*' (text input), 'Last Name\*' (text input), 'Date of Birth\*' (text input with format dd/mm/yyyy), 'Gender\*' (dropdown menu with 'Female' selected), 'FFA Number' (text input), 'Email\*' (text input with 'example@example.com'), 'Phone Number\*' (text input), 'Emergency Contact Name\*' (text input with 'Emergency Contact'), and 'Emergency Phone Number\*' (text input). At the bottom center, there is a 'Register' button. At the bottom right, there is an 'Add Player' button, which is highlighted with a green rectangular border.

## Adding additional players using the same email address (e.g. siblings)

Once you have added the player, they will appear in blue at the top of the page. If you need to register more than one player on your email address (e.g. siblings), enter all their details and press Add Player again. Once you have entered the details for all players you are registering, press Register.



The screenshot shows a 'Player Registration' form with the following fields and buttons:

- McDonald's Kanga Cup**: A dropdown menu for selecting a competition, highlighted with a green box.
- Select A Club**: A dropdown menu for selecting a club.
- Team\***: A dropdown menu for selecting a team.
- First Name\***: A text input field for the player's first name.
- Last Name\***: A text input field for the player's last name.
- Date of Birth\***: A date input field with the format 'dd/mm/yyyy'.
- Gender\***: A dropdown menu with 'Female' selected.
- FFA Number**: A text input field for the FFA number.
- Email\***: A text input field containing 'example@example.com'.
- Phone Number\***: A text input field for the player's phone number.
- Emergency Contact Name\***: A text input field for the emergency contact name.
- Emergency Phone Number\***: A text input field for the emergency contact phone number.
- Add Player**: A blue button located at the bottom right of the form.
- Register**: A blue button located at the bottom center of the form, highlighted with a green box.

## Confirmation

You will receive an email upon successful registration. Once you have registered, you will need to be approved by the Team Admin on their account. You will receive another email once you have been approved to the team.