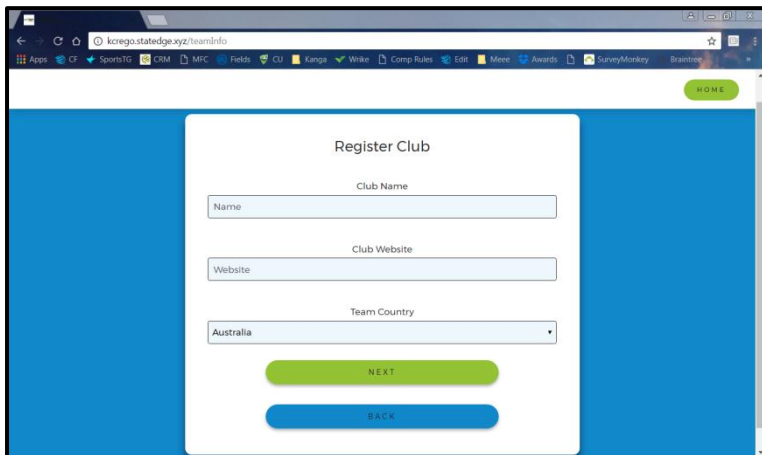
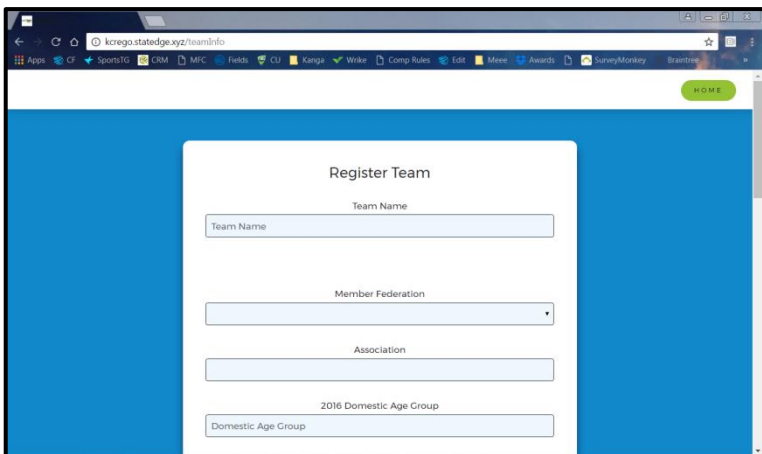




1) Go to kcrego.statedge.xyz to register your team (if you have already registered one team and are registering additional temas, please see Step 9)



2) Select your club from the list, or enter as a new club if it is not already there



3) Register your team, making sure to fill in every section

If you are an international team, please select Capital Football as your Member Federation as there is no International option listed currently

Register Manager

Manager Contact Number

Australia +61

Contact Number

Manager First Name

First Name

Manager Last Name

Last Name

Manager Preferred Name

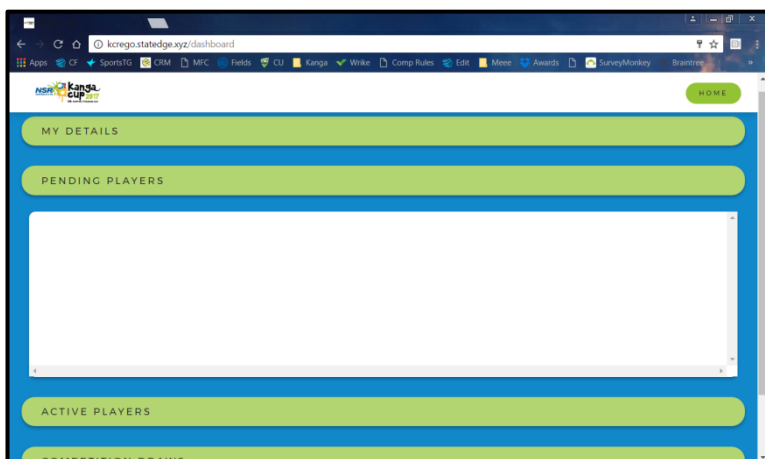
Preferred Name

4) Register the manager for your team

5) Once your team is registered, you will receive an email confirming your registration

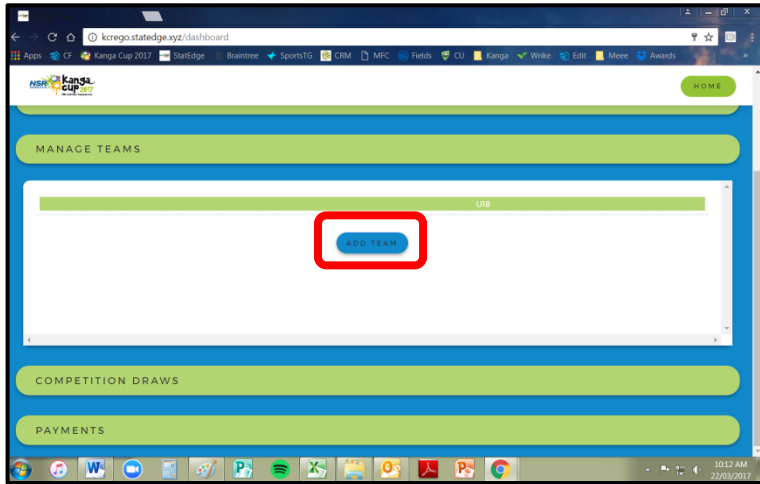


6) Players can also register to the team by going to kcrego.statedge.xyz and selecting Register Player. They will have to find the team by entering the Club and Team details, and then enter in their personal information to complete the registration



7) Once players have registered, they will show up in the Pending Players section

8) You can either approve or decline players. Players will receive an email informing them of whether their registration was accepted or not



9) If you are registering an additional team, you will need to do this by logging into your dashboard and clicking Add Team under the Manage Teams section